


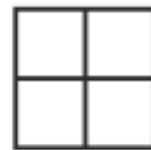



Tuesday.

Measuring Area

- 1 Arrange the figures into groups with the same number of tiles. Colour each group a different colour.

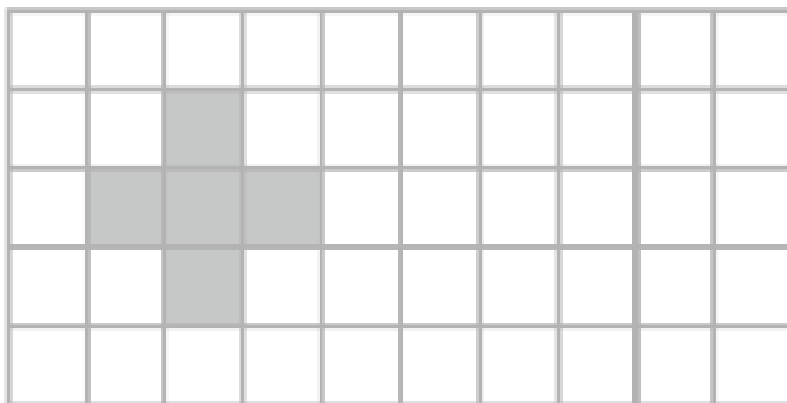


2

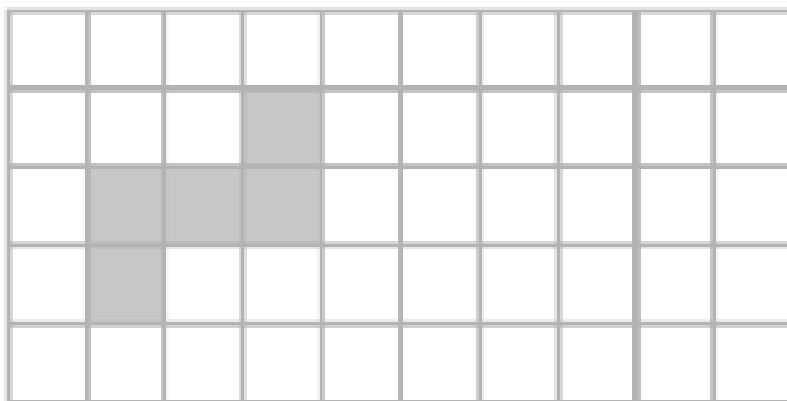
For each given figure, draw another figure with the same area.

So if the figure had an area of 4 squares you would need to draw a different figure with an area of 4 squares.

(a)



(b)



(c)

