

# Making Angles

## Lesson 2

### In Focus



At 7 o'clock, the hands make an angle.

Actually, they make 2 angles.

Who is correct? Why?

### Let's Learn

- 1 When 2 lines meet at a point, they make an angle.



Here is one angle.



Here is another angle.



- 2 Find all the angles in this letter.



### Guided Practice

Find as many angles as you can in each of these letters.

(a)



(b)



(c)

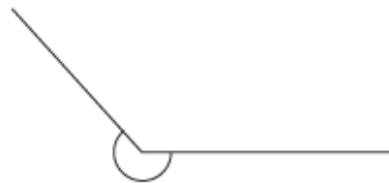


Name: \_\_\_\_\_ Class: \_\_\_\_\_ Date: \_\_\_\_\_

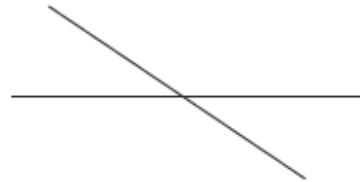
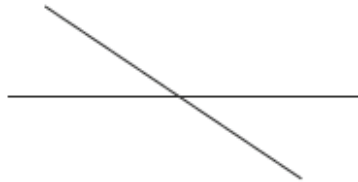
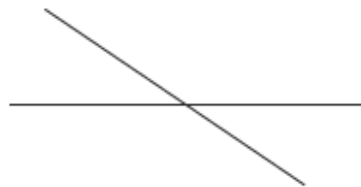
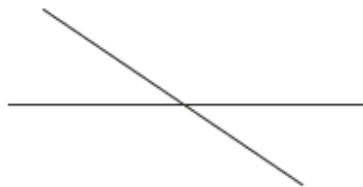
## Worksheet 2

### Making Angles

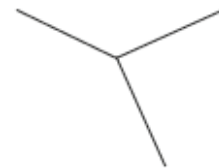
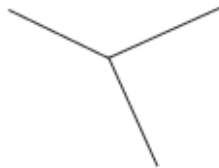
- 1** Mark all the angles that can be found in the figures below.  
Example:

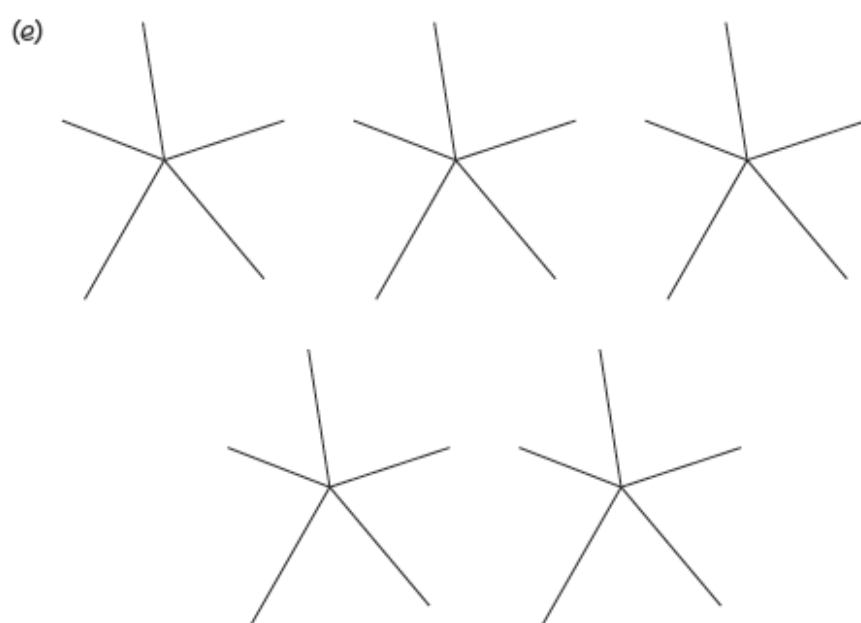
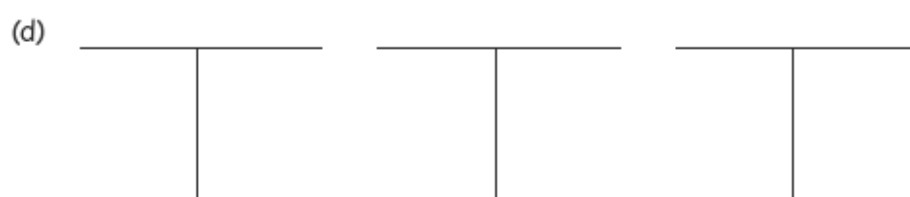



(a)



(b)





- 2 Circle the letters that have more than two angles.

O M E

X V

L H T

Write down two other letters not shown above that have more than two angles.



## Lesson 2

# Making Angles

### In Focus



At 7 o'clock, the hands make an angle.

Actually, they make 2 angles.

Who is correct? Why?

### Let's Learn

- 1 When 2 lines meet at a point, they make an angle.



Here is one angle.



Here is another angle.



- 2 Find all the angles in this letter.



### Guided Practice

Find as many angles as you can in each of these letters.

(a)



(b)



(c)



Complete Worksheet 2 • Page 139 – 141



Name: \_\_\_\_\_ Class: \_\_\_\_\_ Date: \_\_\_\_\_

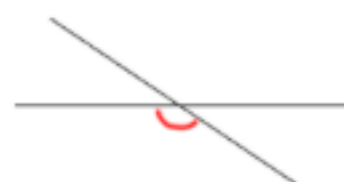
## Worksheet 2

### Making Angles

- 1** Mark all the angles that can be found in the figures below.  
Example:

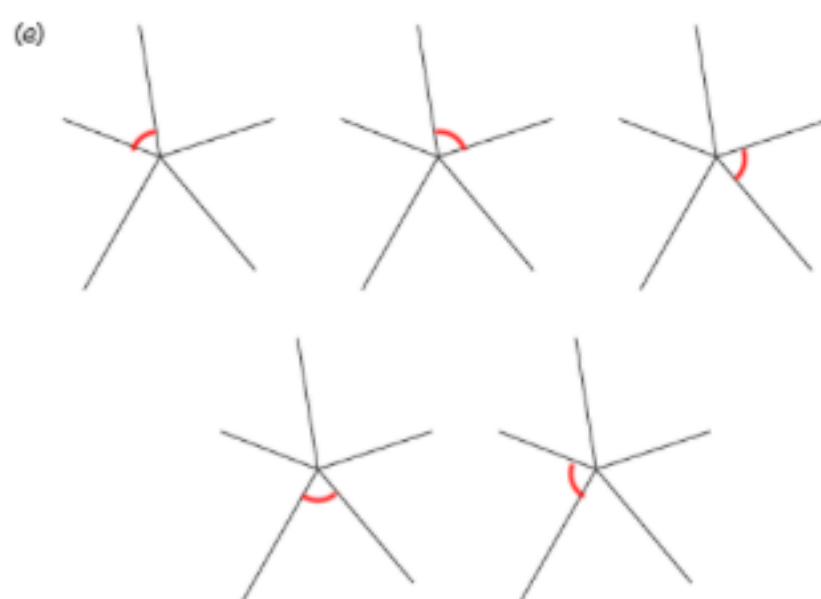
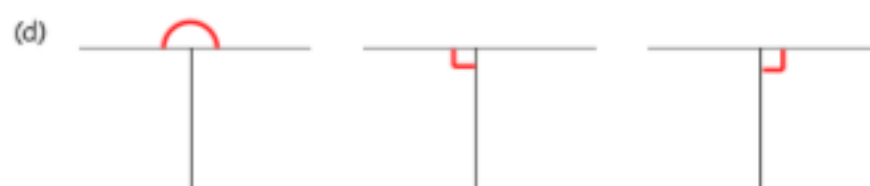
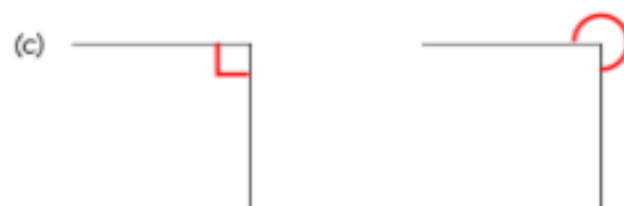


(a)



(b)





2 Circle the letters that have more than two angles.



O

M

E

X

V

L

H

T

Write down two other letters not shown above that have more than two angles.