



Playdough Area Challenge Cards



Playdough Area Challenge Cards

Roll out the playdough and use a tool to write your name in it.




Playdough Area Challenge Cards

Create a playdough face.




Playdough Area Challenge Cards

Roll out a really long sausage shape. Can you make a longer sausage than your friend?



Playdough Area Challenge Cards


Use the playdough to make the letters in your name.



twinkl.com

Playdough Area Challenge Cards

Use other materials, such as buttons, pasta or sequins, to decorate your playdough model.



twinkl.com

Playdough Area Challenge Cards


Use your playdough to make your favourite book character.



twinkl.com

Playdough Area Challenge Cards


Use cutters to cut out different shapes in your playdough. What shapes have you made?



twinkl.com

Playdough Area Challenge Cards

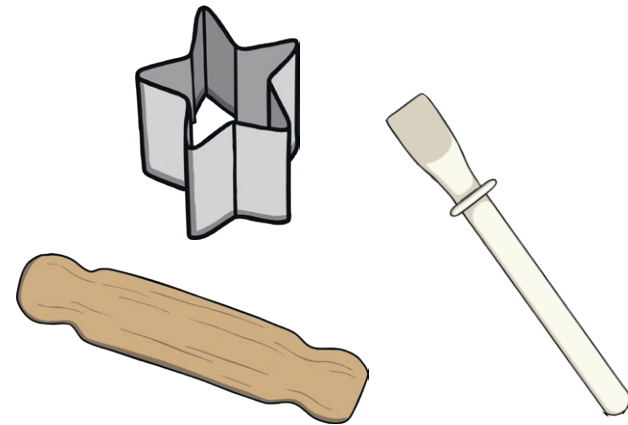
Pinch around the outside of the playdough with your fingers.



twinkl.com

Playdough Area Challenge Cards


Use three different tools to help you make a model.



twinkl.com

Playdough Area Challenge Cards

Make a cake out of the playdough. Can you cut the cake up and share it with a friend?



twinkl.com

Playdough Area Challenge Cards

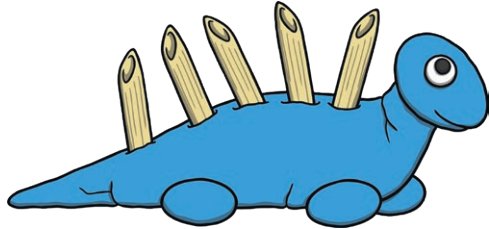
Roll lots of balls with the playdough. Stack all the balls together to build a tower.



twinkl.com

Playdough Area Challenge Cards

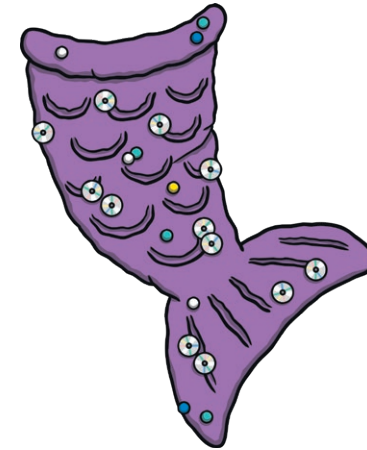
Make a dinosaur model out of the playdough. Use pasta to make spines for the dinosaur.



twinkl.com

Playdough Area Challenge Cards

Create a mermaid's tail out of playdough and add gems and sequins to it to make it sparkle!



twinkl.com

Playdough Area Challenge Cards

Roll out the playdough and stamp number shapes into it. What numbers have you made?



twinkl.com

Playdough Area Challenge Cards


Using lolly sticks, make ice lollies for your friends. You could add beads or buttons as some sprinkles!



twinkl.com

Playdough Area Challenge Cards


Roll out a long sausage of playdough. Can you decorate it to make it into a snake?



twinkl.com

Playdough Area Challenge Cards


Stamp some small world animals into the playdough to make playdough fossils.



twinkl.com

Playdough Area Challenge Cards


Create a flower using the playdough. Use sequins, beads or buttons to decorate your flower.



twinkl.com

Playdough Area Challenge Cards

Use googly eyes and pipe cleaners with your playdough to make an alien.



twinkl.com