

Lesson 3 Wednesday 24th February

WALT: To brainstorm descriptive language for a Spine Poem.

WILF:

*Use your senses to come up with adjectives.

** Create similes to describe the rainforest

*** Create metaphors to describe the rainforest.



What can you
see in this
picture?


Who/what is
hiding?

What do you
notice?

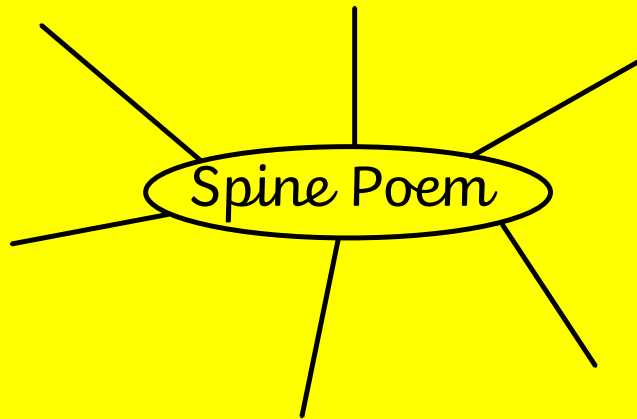
We are going to be writing a Spine Poem about what it would be like to walk through a rainforest.

But first we need to collect lots of description for it!

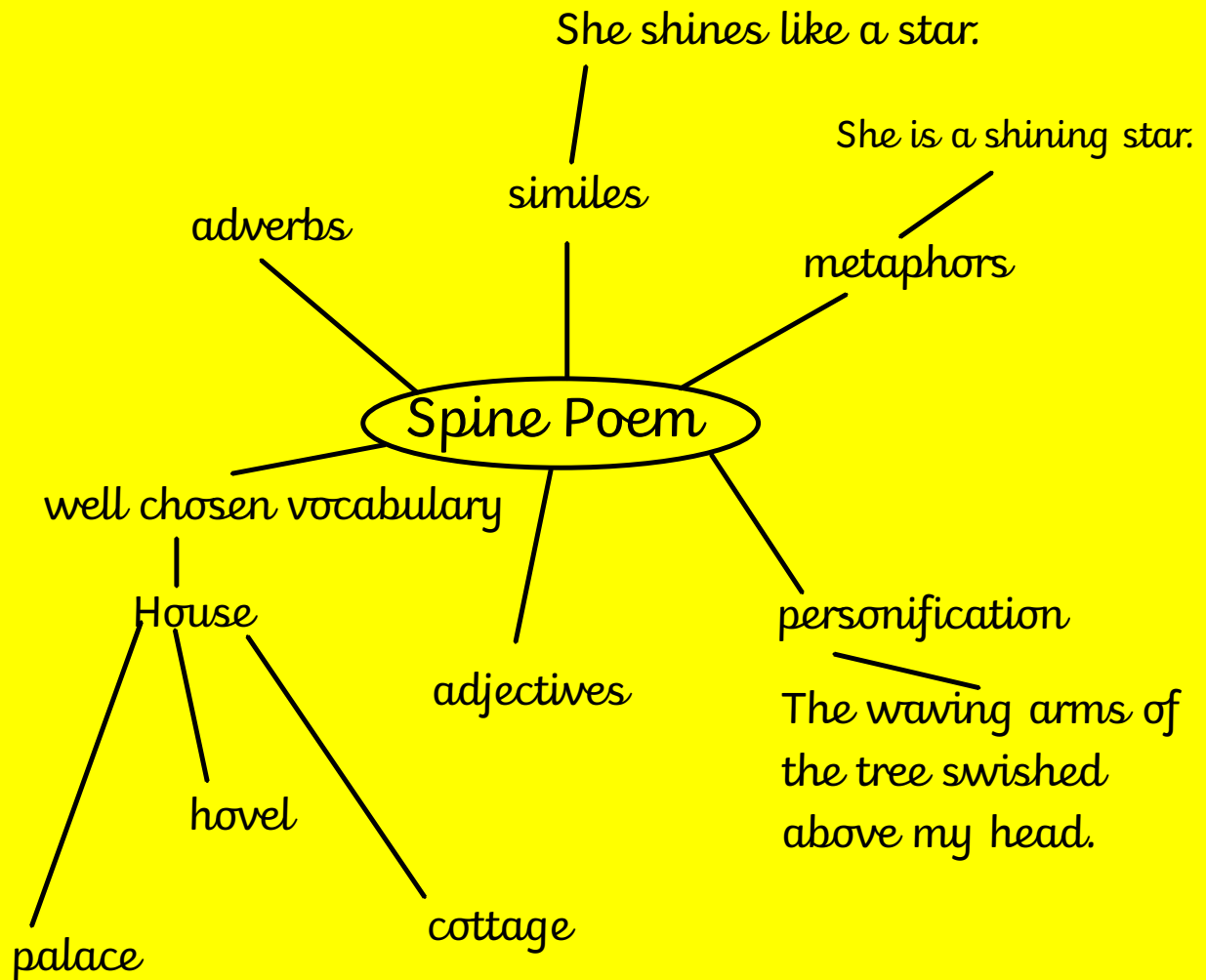
If we are writing a descriptive poem - what literary features might we include?



What features could we use in our poem?



What features could we use in our poem?



When we're thinking about a descriptive poem about a setting, it is really useful to use our senses... what are they?




Let's watch the videos, close your eyes.

What can you see/hear/smell/feel?

Rainforest walk through:

 <https://www.youtube.com/watch?v=owl2pz-The0>



Let's watch and listen to this rainforest video. What else do you notice? Share with your partner.

Let's watch and listen again, this time filling in our sheets. Jot down any adjectives or descriptive words for each sense.

Now let's watch it again, can we improve our adjectives. Can we use any of the following:

- similes
- adverbs
- personification
- metaphor
- well chosen vocabulary

Plenary:

Review your toolkit of descriptive language. Tomorrow we will be writing a poem using these words. Do you have enough? Do you have a range of adjectives, similes etc?

If not - watch the video again and see if you can add a few more.