



Bug Club – A Guide for Parents and Carers

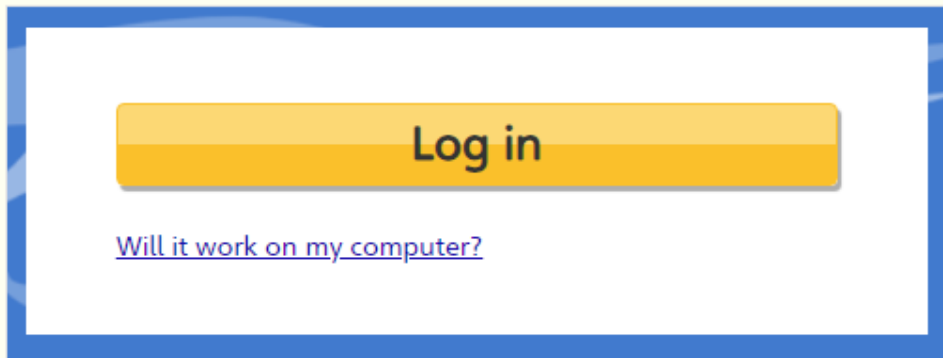


1. How to log into Bug Club

Visit www.activelearnprimary.co.uk

Your teacher will give you a username, password and a four letter school code.

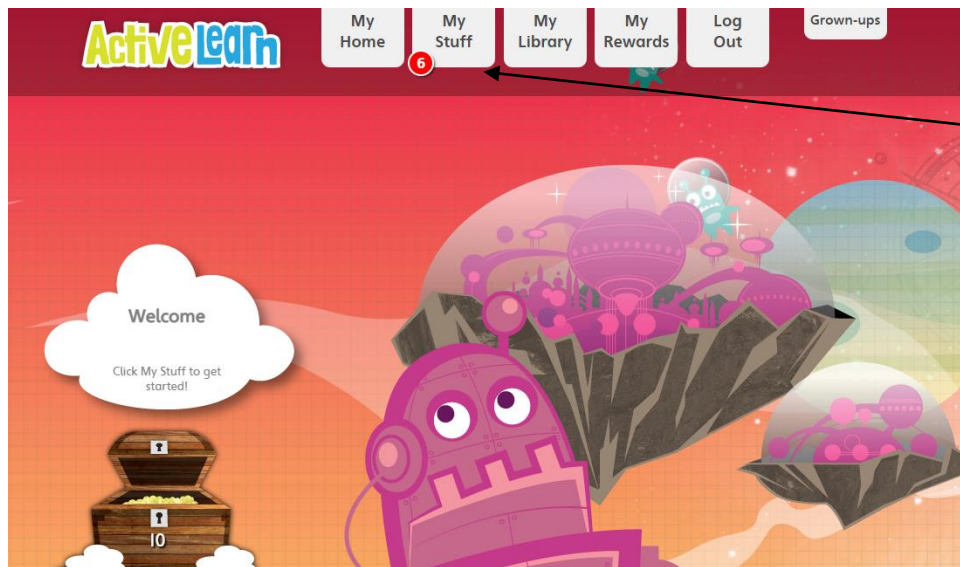
Click the “Log in” button. You will be taken to a new page to sign in



Enter these details into the fields provided, then select the ‘Sign in’ button. The school code is ‘rohi’.

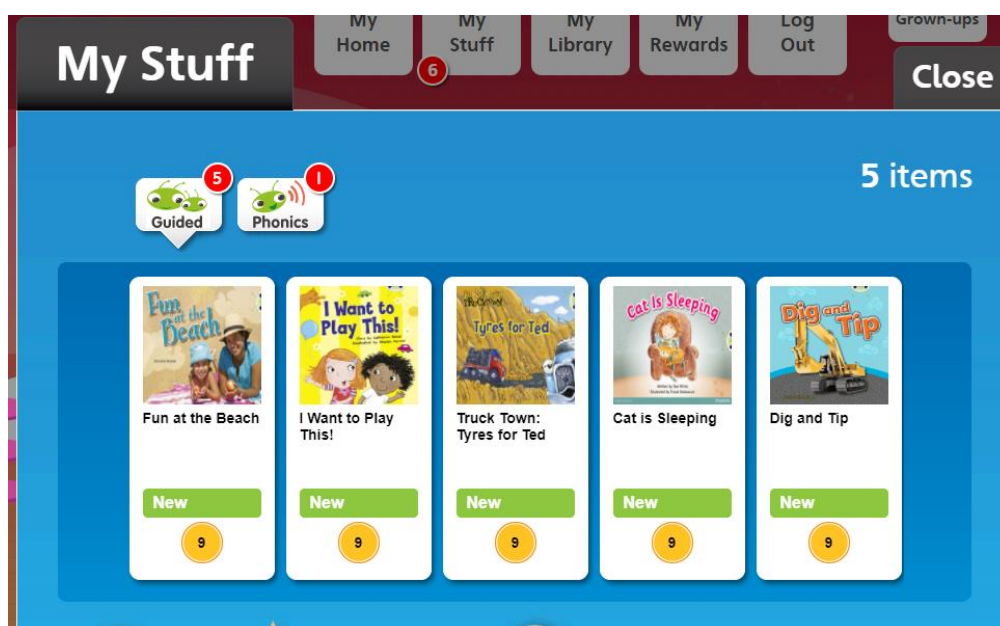
2. How to access Bug Club

Once you have logged in, you will be taken to your child's homepage.



Navigate the page using the menu buttons at the top of the screen.

- To access your child's eBooks, select '**My Stuff**' from the menu. You will see whether these books have been set as a follow-up to your child's weekly guided reading session or to consolidate the sounds they have learnt in phonics that week.



- Click on an eBook to open it. On the inside cover, you will find useful information about the book and ways to explore it with your child.

Before and during reading

1 Say the sounds and look at the new spellings

/w/ wh /f/ ph

2 Blend the sounds

el/e/phants

whop/per	which
whizz	whoosh
wheel	whoops

3 Read the tricky words

oh their

Point out the tricky bit of the word (i.e. the 'ie' sounds in 'their') and then blend the rest.

Blending more than one syllable at a time, e.g. el/e/phants

Comprehension

Ask the children to look at the cover and read the title. What is this book going to be about? Do they have any pets, or do they know someone who does? Can they predict what sorts of things the book might tell them about keeping a pet?

Vocabulary check

Check that the children understand the meaning of the following words: whopper, shredded, bedding, hamster mixes. If necessary, explain any words which they do not know.

Reading the book

- Listen to the children reading the book. Ask them to say the sounds and blend them in order to read words they do not recognise immediately.
- Explain to children that this book has questions and answers. The letter Q is used to stand for the word 'Question' and the letter A stands for the word 'Answer'. If appropriate, ask children to take turns to read the questions and the answers.
- Encourage the children to look for any labels on each page and to read them after reading the text in the panel.
- Remind the children to read the words in speech bubbles. What do speech bubbles show us?

Keeping a Pet

Written by Jeanne Willis

Back
Read to me
Next

0/1 of 17

- Throughout the eBook, there are opportunities for your child to practise their comprehension by answering questions about the book. These can be accessed by clicking on the small bug icon on the page. The back cover also provides information on ways to support your child's comprehension at home.

Q: What if you feed an elephant hamster mix?

A: It is a good little pet!

After reading

Comprehension

- Which aspects of keeping a pet did the book talk about? (food, bedding, etc.)
- Look back at page 15. Why shouldn't you give elephant food to a hamster? What does the book suggest might happen? Do they think this would happen in real life?
- Ask the children to think back to their original thoughts about what the book might be about. Did they find anything in the book surprising or funny?
- What other animals do they think would not make a good pet? Can they explain why they think that?

Remember to prompt and praise!

Follow up

Speedy reading

Return to the words on the front inside cover (sections 2 and 3) and check the children can sound out and blend these words confidently. Ask them to practise blending them until they can read them quickly.

Segmenting for spelling


Practise this spelling routine using the words in section 2.


- Say the word in a sentence, then on its own and ask the children to repeat it.
- Children say the sounds all through the word (segment) and either write a dash or hold up a finger for each sound.
- Children select magnetic letters or write down the grapheme for each sound, saying the sound quietly as they do so.
- Model the spelling by saying each sound as you write the word for the children to see.
- Children give themselves a tick for each grapheme in the correct place.

Back
Read to me
Next

16/17 of 17

Example question

 Find the odd one out! Listen to the sound.
Click on the word that does not contain the sound you hear.




which

fresh

whizz

Done



3. How to access My Library

My Library contains all of the books your child has read and the units they have finished. It also contains activities that they have completed or opened, but which are no longer set by their teacher.



4. My Rewards

Children can earn 'coins' with each book that they read and each activity that they complete. The maximum number of coins attainable when reading a book or completing an activity is shown on the activity within your child's 'My Stuff' panel.



Coins can be used to buy rewards in the Rewards Area, such as the Skate Shack or The Game Zone.

