



# Making Fractions



## Instructions

Players 2-4

1. Cut out the fraction plates, different fraction pieces and the fraction cards.
2. Each student starts with an empty fraction plate.
3. Place the fraction cards face down.
4. Students take turns flipping a fraction card one at a time then make the fraction they have flipped using the different fraction pieces on their plate.
5. The winner is the first student to make a whole on their fraction plate.

Remember, towards the end, if you flip a fraction that is too big to fit in the space you have left, you miss a turn! Keep going until you find the correct fraction to fit.





$$\frac{1}{4}$$

$$\frac{1}{6}$$

$$\frac{1}{8}$$

$$\frac{4}{6}$$

$$\frac{1}{2}$$

$$\frac{3}{4}$$

$$\frac{6}{8}$$

$$\frac{2}{4}$$

$$\frac{2}{8}$$

$$\frac{2}{6}$$

$$\frac{1}{3}$$

$$\frac{2}{6}$$

$$\frac{1}{3}$$

$$\frac{1}{2}$$

$$\frac{1}{4}$$

$$\frac{1}{4}$$

$$\frac{1}{6}$$

$$\frac{1}{8}$$

$$\frac{4}{6}$$

$$\frac{1}{2}$$

$$\frac{3}{4}$$

$$\frac{6}{8}$$

$$\frac{2}{4}$$

$$\frac{2}{8}$$

$$\frac{2}{6}$$

$$\frac{1}{3}$$

$$\frac{2}{6}$$

$$\frac{1}{3}$$

$$\frac{1}{2}$$

$$\frac{1}{4}$$

$$\frac{1}{4}$$

$$\frac{1}{6}$$

$$\frac{1}{8}$$

$$\frac{4}{6}$$

$$\frac{1}{2}$$

$$\frac{3}{4}$$

$$\frac{6}{8}$$

$$\frac{2}{4}$$

$$\frac{2}{8}$$

$$\frac{2}{6}$$

$$\frac{1}{3}$$

$$\frac{2}{6}$$

$$\frac{1}{3}$$

$$\frac{1}{2}$$

$$\frac{1}{4}$$

