

## Worksheet 6

### Drawing Lines of Symmetry

**1** Draw the line of symmetry in each figure.


(a)



(b)



(c)




(d)



---

**2** Draw one line of symmetry in each figure.


(a)



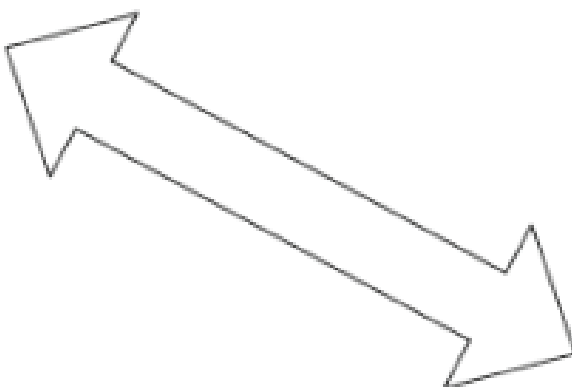
(b)



(c)

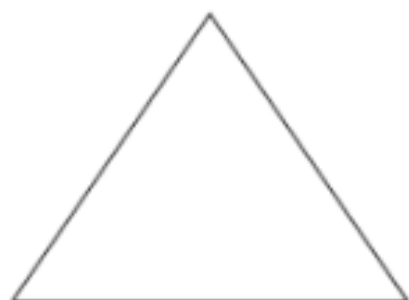


(d)

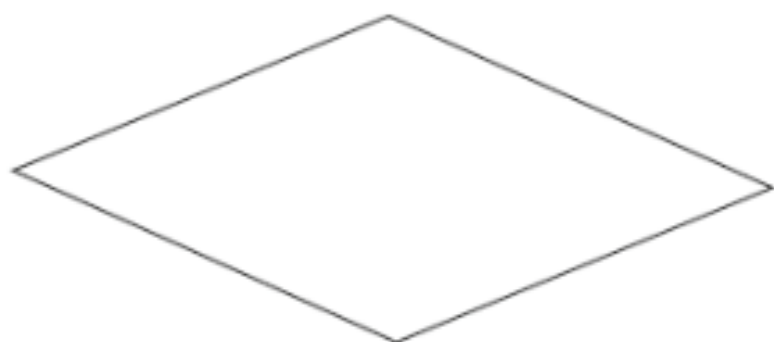


**3** Draw all the lines of symmetry in each figure.

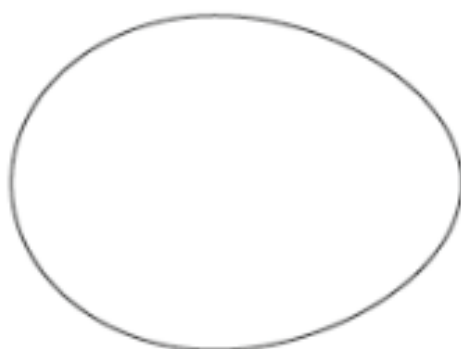
(a)



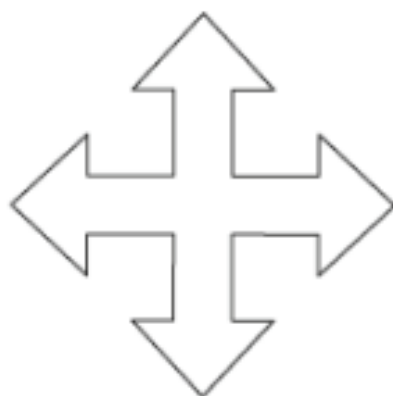
(b)



(c)



(d)



4 Use the letters below to fill in the blanks.

# M A T H E M A T I C S

(a) Which letters are symmetrical?

(b) Which letters have only one line of symmetry?

(c) Which letters have two lines of symmetry?

(d) Which letter does not have a line of symmetry?

5 Think about all the letters in the alphabet.  
Which letters can have more than two lines of symmetry?