

Bug Club Phonics walk-through for parents

Step 1: Firstly, go to www.activelearnprimary.co.uk

Click on the yellow Log in button and use your child's username, password and school code that the teacher provided



Log in

[Forgotten password?](#)

[Will it work on my computer?](#)

Once logged in you will be taken to the Pupil World homepage. This is where you can access all of the homework.

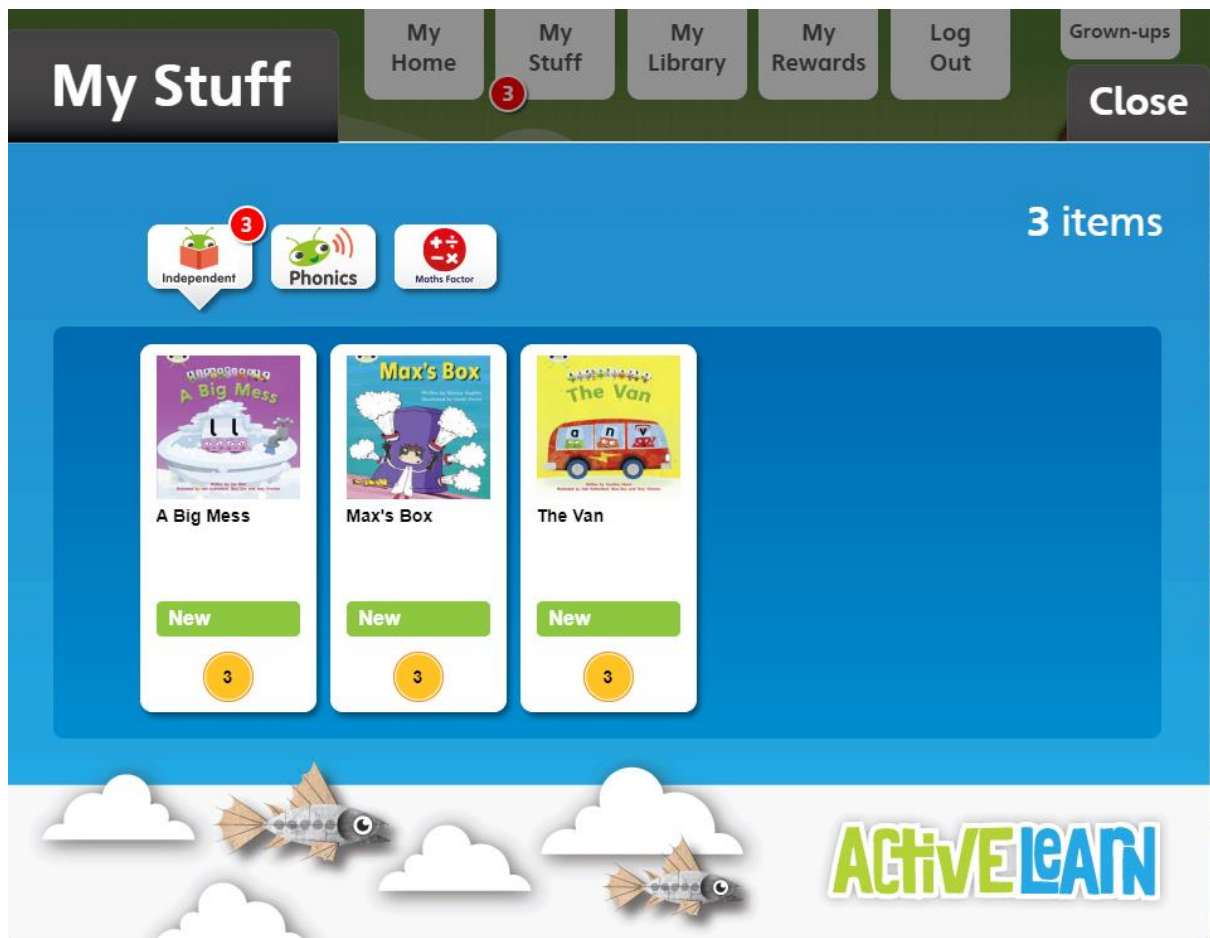


You will see there are several tabs at the top of the page: My Home, My Stuff, My Library, My Rewards, Log Out and Grown-Ups.

Use My Home to change the home page theme.

My Stuff is where any new homework gets sent to. The number displayed indicates how many pieces of homework have been allocated to your child.

Step 2: Open My Stuff to see what's been allocated



The eBooks homework will come under the Independent tab, click on this to bring up the homework. In this case 3 books have been allocated.

At the bottom of each book icon you can see a gold coin and a number. This number indicates how many coins the child will get for attempting every quiz activity and reading to the end of the book.

Step 3: Open one of the books



On the left of the eBook you can see which sounds and letters will be covered in the books, as well as any tricky words and top tips to help your child.

You will notice that there is a yellow circle with a bug's face in the middle. This is our hotspot icon and whenever you click on it there will be an activity to do.

In the bottom left of the screen you have a magnifying glass should you wish to zoom in.

In the bottom middle we have a Read to me function. If you click on this the narrator will read the book aloud. We advise that your child attempts to read it by themselves first if you want to use the Read to me function.

In the bottom right corner you can close the book.

Step 4: Completing an eBook

o-ff, off!
The tap is off.

After reading

Story comprehension

- How do the Alphablocks make a bath appear? (They make the word 'tub'.)
- What goes wrong in this story? What causes the problem?
- How do the Alphablocks solve the problem?
- Do the Alphablocks have fun in the bath in the end? What do they do in the bath?
- Do the children have fun playing in the bath? What kinds of things do they like to do?

Picture detective

Ask the children to find an object in the pictures that contain the:

/b/ sound (bath, bubbles)

Don't necessarily do all of these activities – just those that your children need.

Follow up

Speedy reading

Return to the words on the front inside cover (section 2) and check children can sound out and blend these words confidently. Ask them to practise reading them until they can read them quickly. Do the same for the tricky words (section 3).

Segmenting for spelling

Practise this spelling routine using the words in section 2.

- Say the word in a sentence, then on its own and ask the children to repeat it.
- Children say the sounds all through the word (segment) and either write a dash or hold up a finger for each sound.
- Children select magnetic letters or write down the grapheme for each sound, saying the sound quietly as they do so.
- Model the spelling by saying each sound as you write the word for the children to see.
- Children give themselves a tick for each grapheme in the correct place.

Published by Pearson Education Limited, Edinburgh Gate, Harlow, Essex, CM20 2JE.
www.pearsonschools.co.uk
Text © Alphablocks Ltd 2011
Designed by Neil Sutherland (Magna Literacy)
Original Illustrations © Alphablocks Ltd 2010, 2011
Alphablocks logo © Alphablocks Ltd 2010
Illustrated by Neil Sutherland (Magna Literacy), Blue Zoo and Tony Trimmer
Printed in the UK by Ashford Colour Press
Created in collaboration with Alphablocks Ltd
BBC and Children's logos are trademarks of the British Broadcasting Corporation and are used under license.
BBC logo © BBC 1996, Children's logo © BBC 2002.
The right of Neil Sutherland to be identified as author of this work has been asserted by him in accordance with the Copyright, Designs and Patents Act 1988.
First published 2011
ISBN 978 1 4334 1221 1
British Library Cataloguing in Publication Data
A catalogue record for this book is available from the British Library

2284 N3 1438 2756-0
Copyright notice
All rights reserved. No part of this publication may be reproduced in any form or by any means (including photocopying or storing it in any medium by electronic means and whether or not transparently or incidentally) in some other form of this publication without the written permission of the copyright owner, except in accordance with the provisions of the Copyright, Designs and Patents Act 1988 or under the terms of a licence issued by the Copyright Licensing Agency, Saffron House, 9-10 Kirby Street, London EC3N 8PS (www.cla.co.uk). Applications for the copyright owner's written permission should be addressed to the publisher.
Acknowledgements
We would like to thank the children and teachers of Bangor Central Integrated Primary School, All Saints Infant School, Gloucestershire and Bangor Independent Primary School, Somerset for their invaluable help in the development and testing of the Alphablocks resources.
Features used in illustrations are from C2 Textures.
Every effort has been made to contact copyright holders of material reproduced in this book. Any omissions will be rectified in subsequent printings if notice is given to the publishers.

← Back

Read to me

Next →

At the end of the book there will be an activity to do with your child. Once you are ready to finish, click the cross to close the book.

Your child's teacher will be able to see when your child has finished a book and also to see how they got on.

Step 5: How to find games that have been allocated



The teacher may also allocate Bug Club Phonics games. These can be found in the Phonics tab.

As with the eBooks, the gold coin represents how many coins the child will get as a reward for completing the game.

Step 6: Playing the games

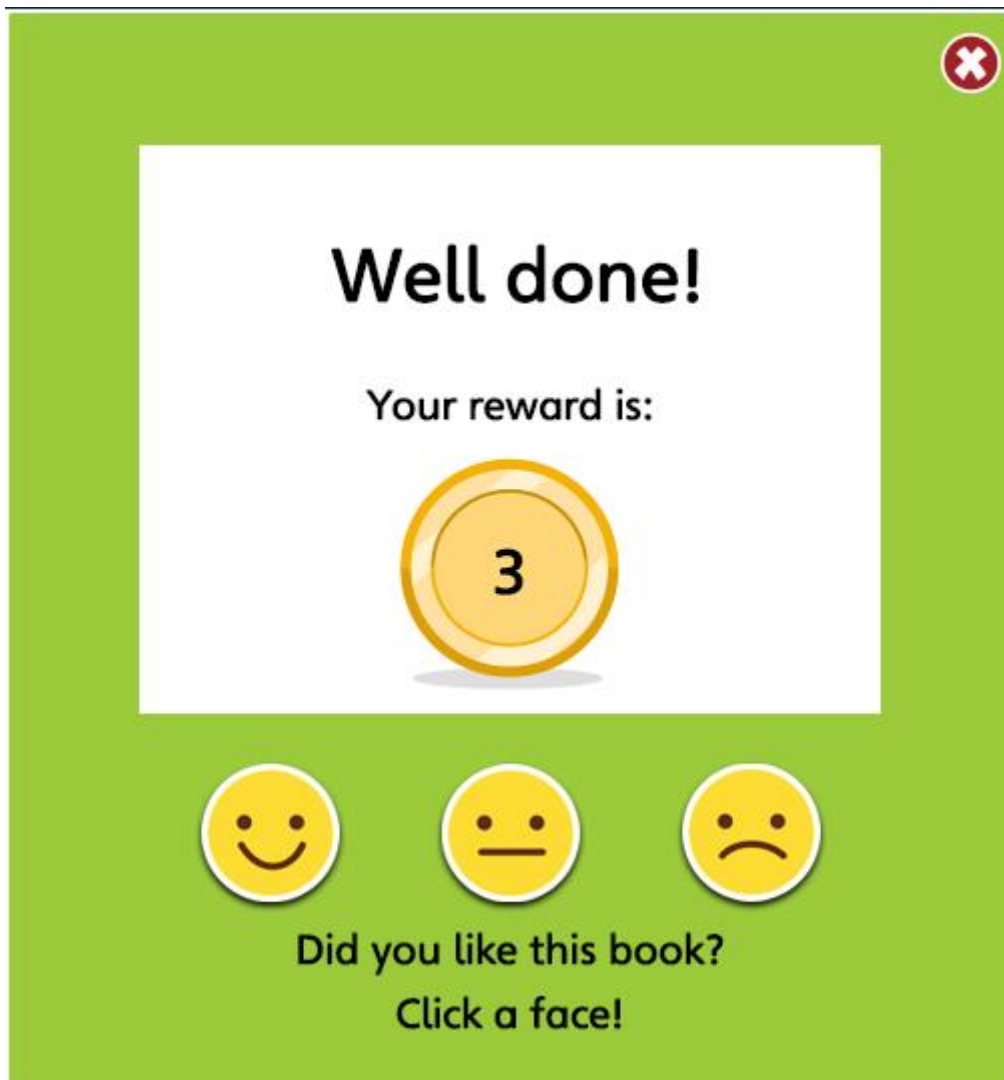


Whenever you open a game the first step is to click the play button and the narrator will provide the instructions for the game. You can also click the Guide button at the top right of the screen for written instructions.

In every game your child will have 3 chances to answer each question. If they get all three wrong, the narrator will provide the correct answer.

You can see how you did in the score counter. A green hexagon is shown for each question answered correctly and a red hexagon is shown for each answered incorrectly.

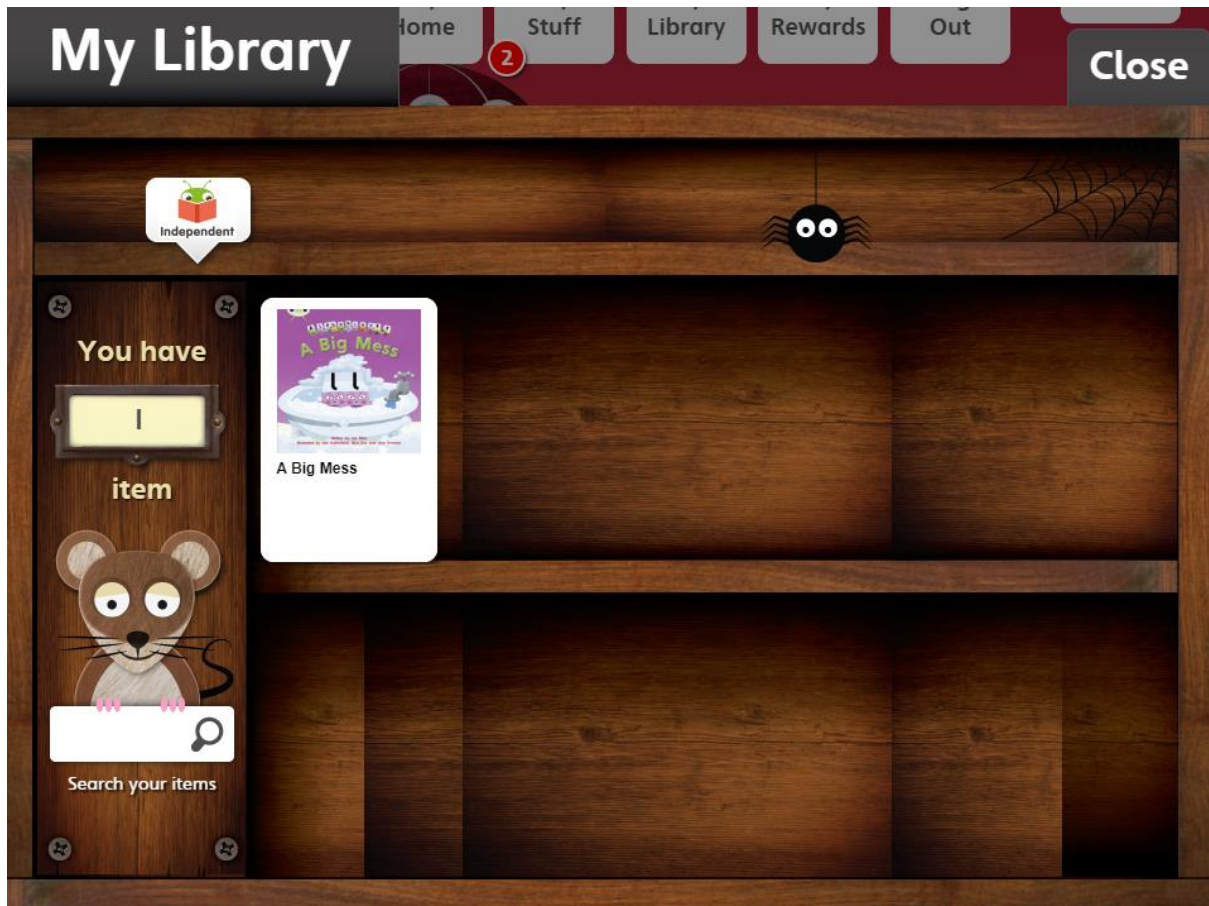
Rewards for finishing the book or game



For eBooks, once you read to the end and attempt all of the activities, your child will be given a reward and the opportunity to say whether they liked the book.

For games, your child will be given a reward after attempting every activity and clicking finish at the end of the game.

My library



Once you finish a book it will drop out of My Stuff and move into My Library. Your child can read this any time they wish, but they won't be able to earn additional coins.

Step 7: Spending the coins



Over time, your child will accumulate more and more coins as they read more and more Bug Club Phonics books. You can see just how many coins they have on the homepage.

Now for their favourite part (after reading the eBooks of course), spending those coins.

Click on My Rewards to spend the coins. In the Pit Stop area children can play a racing game; in the Sticker Factory area they can buy digital stickers; finally, in The Tree House, they can decorate their tree house.

Grown-ups area

ActiveLearn

ActiveLearn > Grown-ups

Grown-ups' Area

Welcome to our Grown-ups' Area. This is a new area we're developing to give you everything you need to support your child's learning.

Reading

Have a look through the links below to find out more around how Bug Club can help your child to learn to read.

- [Getting the most out of Bug Club](#)
- [How children learn to read](#)
- [Reading at home](#)

In this area there are some top tips on how you can help your child read from home.

Need help?

You can also use the Help guide link to go over any functionality or technical support questions.

Please note: we strongly recommend using Google Chrome or Mozilla Firefox web browsers with ActiveLearn. If you prefer to use Internet Explorer, please check you have at least IE9 in order for everything to work as it should. Ebooks have been optimised for tablets.