

Autumn 1 Science Knowledge Organiser: Everyday Materials – Unit 1.1

Lesson one: What are materials?



material

Material: something that we can use to make things. There are many different materials!



fabric



glass



metal



plastic



paper

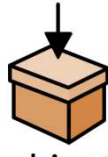


stone



wood

Lesson two: Which materials are different objects made from?



object

Object: something that we can see or touch. Objects can be made from different **materials**.

Some **objects** are made from only one **material**. Some **objects** are made from more than one **material**.



fork = metal



trophy = metal



window = glass



glass



and plastic

Lesson three: What are the properties of different materials?



properties


Properties: how we describe materials.



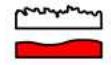
bendy



hard



rough



smooth



shiny



dull



stiff



stretchy

Lesson four: What other properties can materials have?



absorbent

Absorbent: a material that soaks up liquid easily.



transparent

Transparent: a material you can see through.



waterproof

Waterproof: a material water can't go through.

Lesson five: Which materials should we use to make objects?

What material would be good for an umbrella?



plastic



waterproof



wood



absorbent

Lesson six: Can we use properties to group, compare and sort objects?



compare



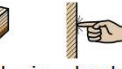
fabric



is bendy



but wood



is hard



group



fabric,



paper



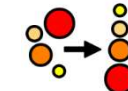
and



plastic



are soft.



sort



metal

is the



shiniest



and



wood

is the



dullest