


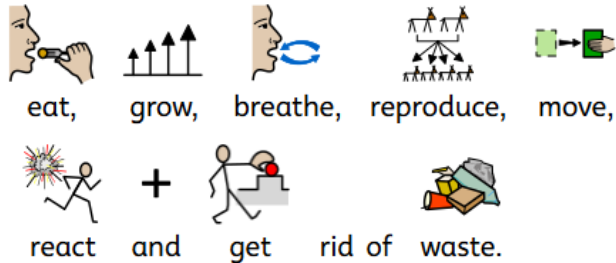
Year 1 Unit 3- Science – Amazing Animals.

Lesson 1: Can we name and describe different animals?



There are many different types of animals that can be described in lots of different ways.


Animals are living things that:



Lesson 2: Can we group animals into mammals, birds and fish?



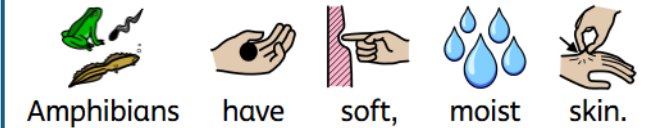
We can group animals into categories.



Lesson 3: Can we group animals into reptiles and amphibians?

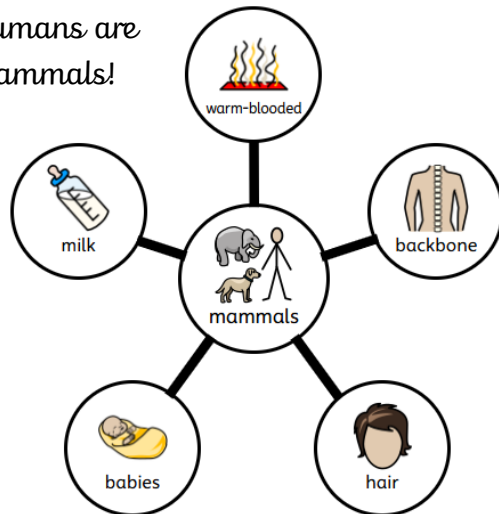
Reptiles and amphibians have some similarities. For example, they are both cold-blooded and both lay eggs.

They also have some differences, like...



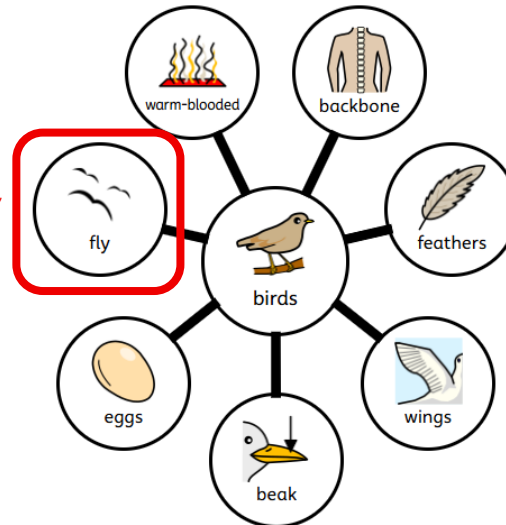
Lesson 4: What do mammals have in common?

Humans are mammals!



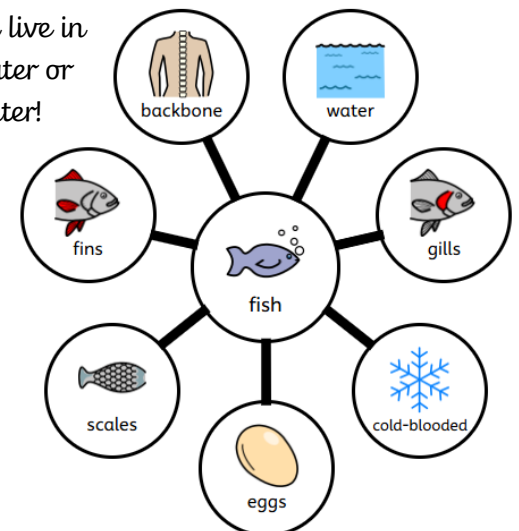
Lesson 5: Can we identify different birds?

Most but not all.



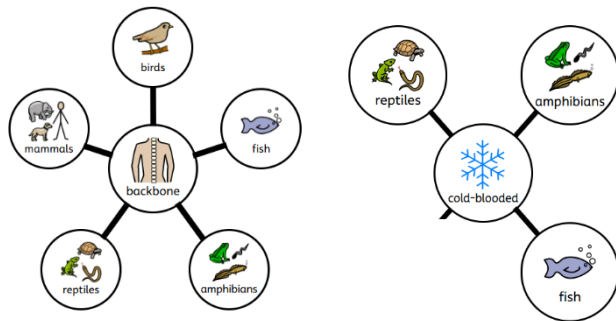
Lesson 6: Can we compare different fish?

Fish can live in salty water or fresh water!



Lesson 7: Can we compare animals from different categories?

Animals from different groups can share some of the same characteristics:



Lesson 8: What do animals eat?



carnivore

Animals that eat other animals.



herbivore

Animals that eat plants.

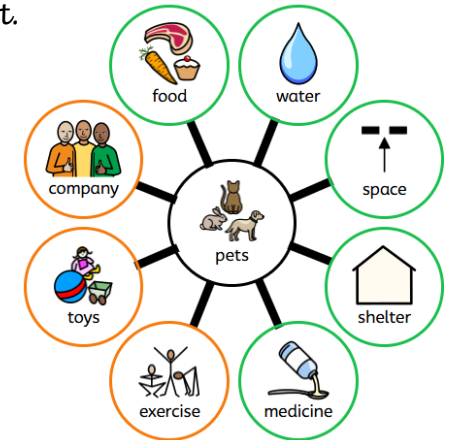


omnivore

Animals that eat plants and animals.

Lesson 9: What makes a good and happy pet?

Some animals are good to keep as pets, and some are not.



Lesson 10: What are the basic parts of the human body? What do they do?



skeleton

Humans have a skeleton. It helps us to stand and move. It also protects the insides of our bodies!



senses

Humans have five senses: sight, hearing, touch, taste and smell. Each sense uses a different body part. Our senses help to keep us safe!